

BV1B/UB – 1 1/2"

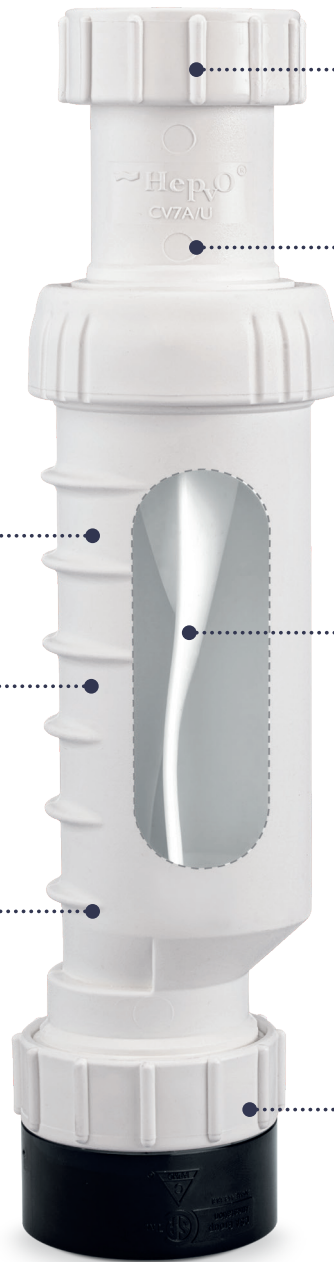
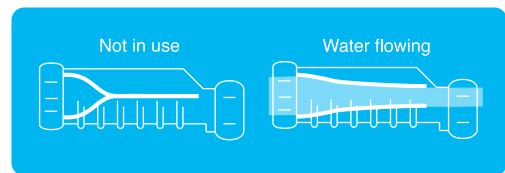
# Hep<sub>v</sub>O

Sanitary Waste Valve

Compact design means Hep<sub>v</sub>O is ideal for installation in confined areas.

Silent operation – no gurgling.

Eliminates need for water seal. Therefore no evaporation or siphonage of trap.



1 1/4" or 1 1/2" In Line or Angled Adaptor with slip joint connection.

1 1/2" Threaded Connection to Fixture or Adaptors Supplied With Kit.

Prevents the escape of foul sewer air from waste discharge systems.

Actively maintains a pressure equilibrium in soil and waste installations.

Prevents waste water back-up into appliance.

SBV/U Hep<sub>v</sub>O Outlet Various outlet options are available: Universal Slip Joint for 1 1/2" Tubular Pipe; or 1 1/2" Male Thread; or Socket for glued connection to ABS pipe.



Technical Design Guide  
Domestic Plumbing Applications

# Hep<sub>v</sub>O

## Sanitary waste valve



**wavin**

BOW Groupe de Plomberie Inc.

For further information visit:  
[www.wavin.ca/en-ca/hepvo](http://www.wavin.ca/en-ca/hepvo)

© Copyright Wavin Limited™  
Hep<sub>v</sub>O is a trademark of Wavin Limited.

UK Patent Nos. 2320310 - 2352496 - 2352497 | US Patent No. 7509978  
European Patent No. 0941433

Wavin | 5700 Côte-de-Liesse Rd | Montréal | QC | H4T 1B1 | Canada  
Tel. US: 1-800-738-3723 | [www.wavin.ca/en-ca/hepvo](http://www.wavin.ca/en-ca/hepvo) | Email: [customer.service@orbis.com](mailto:customer.service@orbis.com)

© 2026 Wavin Wavin reserves the right to make alterations without prior notice. Due to continuous product development, changes in technical specifications may change. Installation must comply with the installation instructions.

@Montreal 1.2026

**wavin**

BOW Groupe de Plomberie Inc.

# Hep<sub>v</sub>O Sanitary Waste Valve

## Technical Design Guide Domestic Plumbing Applications


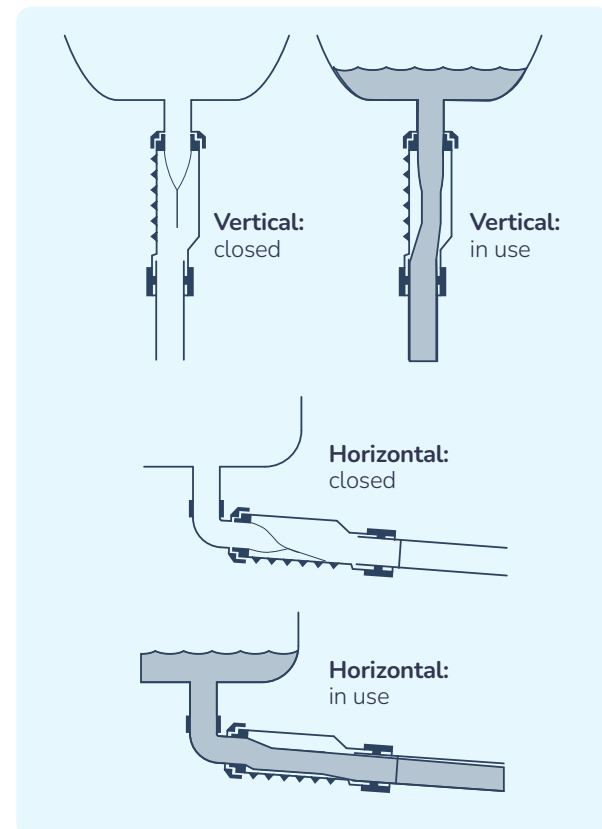
### A hygienic alternative to conventional traps

Hep<sub>v</sub>O is a self sealing valve designed to close the waste connection below a sanitary fixture to prevent the escape of foul sewer air into the dwelling. Hep<sub>v</sub>O unlike conventional waste traps, does not rely on trapped water to create a seal. Instead, Hep<sub>v</sub>O uses a self-sealing membrane which performs the same function as a water seal trap but without the risk of evaporation, siphonage, or cracking under freezing conditions. The Hep<sub>v</sub>O Sanitary Waste Valve means enhanced plumbing design and system efficiency, without compromising performance or risking the escape of foul air into the living space from the drain or sewer.

### Hep<sub>v</sub>O – Operation

Hep<sub>v</sub>O a barrier between Living Space and the Drainage system.

Foul sewer gas must be prevented from entering the building. The loss of the water seal in a conventional trap can cause gurgling noises, objectionable smells, allow insect ingress, and has the potential to allow the spread of health hazards (such as SARS). The Hep<sub>v</sub>O Sanitary Waste Valve opens under the water pressure of a fixture emptying and closes to form a tight seal after the fixture has discharged.



### Hep<sub>v</sub>O – Product Features

- **Dry Seal Technology** – Cannot fail by evaporation or siphonage
- **Admits Air** – Relieves negative pressure in drain system
- **One Way Valve** – Prevents Foul Odors

Hep<sub>v</sub>O will out-perform a conventional trap by preventing the escape of foul air under excessive operating conditions up to 10 times greater than those normally experienced in a correctly designed Soil & Waste system. By comparison, conventional traps allow foul sewer air to bubble-through the seal at relatively low positive pressures.

In addition because Hep<sub>v</sub>O does not trap water that may contain food scraps or other waste, microbiological growth of a fungal, bacterial or viral nature is less likely.

Hep<sub>v</sub>O fully meets the requirements of ASME A112.18.8 – as an alternate to a tubular p-trap.

This Standard is also recognized in the 2024 Uniform Plumbing Code and Uniform Mechanical Code for HVAC condensate drain applications.

### Hep<sub>v</sub>O – Applications

- Lavatories
- Sink
- Washing Machine (Vertical Only)
- Overflow
- Shower
- Bath Tubs
- Bidet
- Garbage
- Dishwasher
- HVAC condensate drains

Minimizes the space required behind a lavatory or beneath a bath tub/shower tray.



### Hep<sub>v</sub>O – Design and Performance

The Problem: Conventional waste traps work by having a water seal to prevent foul odors entering buildings. However a water trap can fail under a number of conditions. The following diagrams show several problems that result in loss of water seal, gurgling and foul smells.

|   |   |   |   |
|---|---|---|---|
| <p><b>1 Self Siphonage</b></p> <p><b>Self Siphonage:</b> water flowing down the discharge pipe draws the water from the trap.</p>   | <p><b>2 Induced Siphonage</b></p> <p><b>Induced Siphonage:</b> the water seal is drawn out of the trap by water discharging from a fixture downstream (e.g. washing machine).</p> | <p><b>3 Compression</b></p> <p><b>Compression:</b> water is pushed out of the trap by a positive pressure caused by discharging of fixtures located above (e.g. WC).</p>  | <p><b>4 Evaporation</b></p> <p><b>Evaporation:</b> water in the trap evaporates during periods of non-use (e.g. during vacation or when fixtures are not being used).</p> |
| <p><b>5 Wind Effect (waving out)</b></p> <p><b>Wind Effect:</b> air movement across the top of the Soil &amp; Vent Pipe causes reciprocation of water in the trap and potential for loss of seal depth.</p> | <p><b>6 Foaming</b></p> <p><b>Foaming:</b> agitation of waste water containing detergents in the Soil &amp; Vent pipe creates foaming which pushes water out of the trap.</p>     | <p><b>7 Momentum</b></p> <p><b>Momentum:</b> waste water from a bowl or pail poured directly in to the waste outlet carries water out of the trap due to speed of discharge. This is also common with modern, funnel shaped basin designs.</p>  | <p><b>8 Capillary Action</b></p> <p><b>Capillary Action:</b> fibrous material retained in the trap and hanging over the weir draws water out of the trap.</p>             |
| <p><b>9 Leakage</b></p> <p><b>Leakage:</b> badly fitting or loose components and/or damaged seals can allow water to leak causing loss of seal depth.</p>   | <p><b>10 Movement</b></p> <p><b>Movement:</b> In mobile facilities such as RV's and boats movement can cause potential for loss of water in the trap.</p>                         | <p><b>Hep<sub>v</sub>O – The SOLUTION</b></p> <p>When installed in accordance with manufacturer's instructions the unique Hep<sub>v</sub>O Sanitary Waste Valve is the solution to all these problems.</p> <p>Hep<sub>v</sub>O provides a constant seal against sewer gas ingress, which is maintained under all normal operating conditions. Hep<sub>v</sub>O Sanitary Waste Valve actively eliminates negative pressure within the waste system by opening and allowing in fresh air until a state of equilibrium with atmosphere is reached. Hep<sub>v</sub>O Sanitary Waste Valve resists blockages, prevents nasty smells, gurgling sounds &amp; stagnant water under all circumstances.</p> |   |

# Hep<sub>v</sub>O Sanitary Waste Valve

## Installation Instructions

### Hep<sub>v</sub>O – Installation Benefits

Hep<sub>v</sub>O is a new concept in the prevention of foul air escaping into the building while actively eliminating negative pressure in soil and waste installations. It allows the designer greater flexibility on fixture and venting installation without compromising the performance of their sanitary seals.

### System Simplification – Design Freedom and Economic Benefits

Regulations for waste system design set limits on length and slope of pipes and the number of fixtures which can be connected to a waste pipe in order to keep pressure fluctuations to a minimum. This may be rectified by the incorporation of vent pipes at appropriate design locations.

The incorporation of Hep<sub>v</sub>O provides a good sanitary system offering minimum resistance to flow.

1. Compact design, flexibility of location and ability to actively eliminate negative pressure improves system performance.
2. A typical fixture will drain more quickly when Hep<sub>v</sub>O is installed compared to a p-trap installation. This helps keep downstream piping cleaner and reduces maintenance requirements.
3. There is no trap to vent distance limitations based on the slope of the pipe and the elevation of the vent connection.
4. Where necessary tight radius bends can be used, without fear of siphonage or compression.

### Hep<sub>v</sub>O – Installation and Maintenance

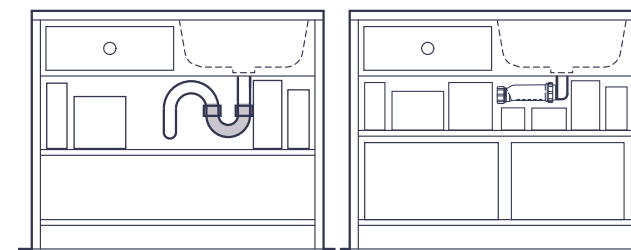
#### Installation

1. Cut the tube to length, allowing for the full compression socket depth, (preferably using an appropriate tube cutter).
2. If using plastic tube remove any loose material from the inside and the outside of the end of the tube. If using metallic tube remove any burrs or sharp edges from the inside or the outside of the tube and file if necessary. Mark the socket depth on the tube, and check that the tube section to be joined is free of any damage which may affect the joint seal.
3. Unscrew the Hep<sub>v</sub>O slip-nut from the outlet/inlet adaptor and slide the slip-nut, slip washer and rubber seal onto the tube.
4. Insert the tube end fully into the socket.
5. Slide the rubber seal, slip washer and screw slip-nut against the face of the socket, and tighten the slip-nut by hand, (check that the slip-nut is square to the body and does not 'cross-thread'), hand tight should be adequate to form a proper seal.
6. If making an outlet connection to Schedule 40 ABS pipe, remove the slip joint components and use the male outlet thread in combination with the Hep<sub>v</sub>O Schedule 40 female adaptor ref SBV/U. If an alternative female adaptor is used then tefl on tape must be used on the threads to give a secure outlet seal.

**Note:** The Hep<sub>v</sub>O inlet can also make a threaded connection onto a fixture outlet, either directly or in combination with our angled adaptor.

### Maintenance

If mechanical devices such as spiral cables, rippers or water jetters are required to clear blockages in the waste system, the Hep<sub>v</sub>O valve must be removed first. It is good practice to rinse the Hep<sub>v</sub>O valve with a little clean water before replacing it in the system.

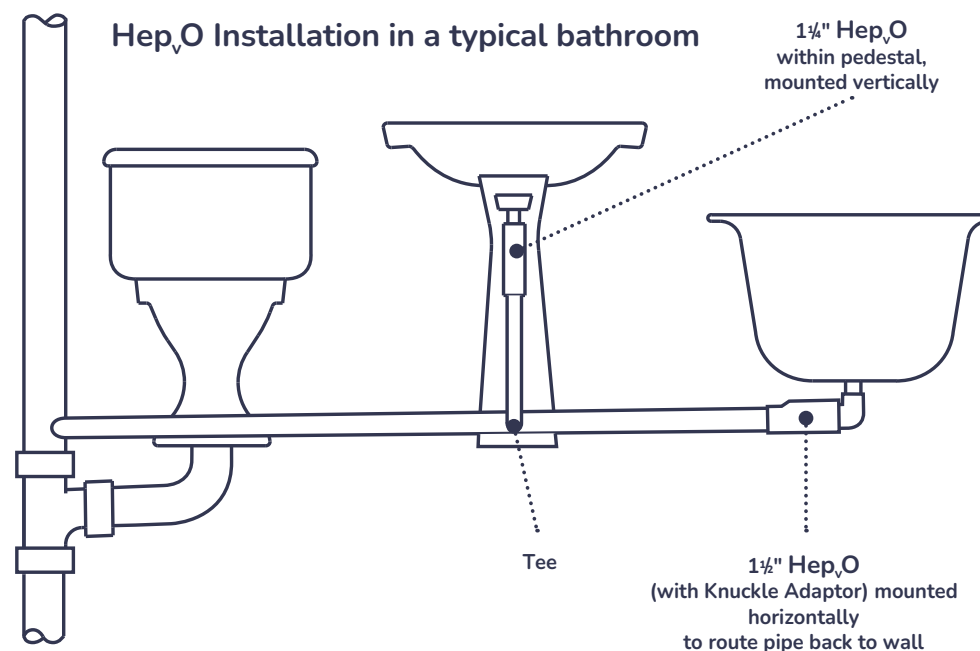


Sink Cupboard with water seal trap

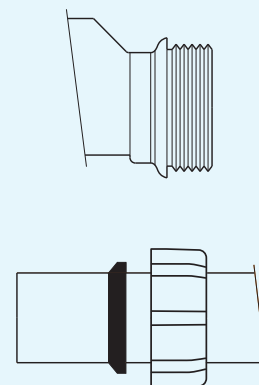
Sink Cupboard with Hep<sub>v</sub>O installed horizontally

### Frequently Asked Questions

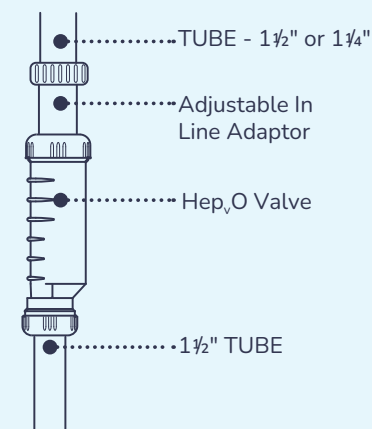
1. **Is Hep<sub>v</sub>O used in addition to a conventional trap?**  
NO, unlike other products which prevent foul odors entering the living space, Hep<sub>v</sub>O is used instead of a conventional water-seal trap.
2. **When using a Hep<sub>v</sub>O in place of a P-trap in a residential or commercial building what should I do about venting?**  
The full venting requirements of the applicable Plumbing Code shall still be followed, irrespective of whether a P-trap or a Hep<sub>v</sub>O is installed.
3. **Can I use drain cleaning chemicals?**  
Hep<sub>v</sub>O is resistant to standard caustic-based drain cleaners. It is also resistant to acid-based cleaners with concentrations up to 10%. When flushing with higher concentrations of acid based cleaner, the valve must be removed before the operation. After any maintenance, it is recommended that the valve is flushed through with clean water.
4. **Hep<sub>v</sub>O is a new product to me - how can I be confident that it will give a good installed performance?**  
Hep<sub>v</sub>O is new to the North American market but it is not a new product. It has been in volume production in the UK since 1997 and it is widely used in Europe, Australia and the Far East. It has attained numerous international approvals against very demanding standards and has achieved an enviable track record of trouble-free performance.
5. **Will Hep<sub>v</sub>O promote better hygiene by stopping the escape of foul sewer air into habitable spaces?**  
YES - The valve has been proven to perform under conditions in which traditional water seal traps are vulnerable to failure. It will continue to perform under back pressures 10 times greater than those experienced in correctly designed soil and waste systems.
6. **Does the air tight seal break down if a strand of cloth or hair collects in the strainer and falls down between the faces of the valve?**  
NO - Hep<sub>v</sub>O has undergone extensive foreign body testing (ASME A112.18.8). Tests show that the valve will maintain an air tight seal around an obstruction such as hair, fabric strands or spaghetti.
7. **What is the life expectancy of Hep<sub>v</sub>O?**  
Installed correctly can be expected to have a life expectancy at least equivalent to current water sealed traps. In addition Hep<sub>v</sub>O is guaranteed against defects in materials or manufacturing for a period of 3 years.
8. **Will Hep<sub>v</sub>O block easily for example if fat is discharged through it?**  
NO - Extensive testing has shown that Hep<sub>v</sub>O is less prone to blockage than traditional water seal traps. Note: because the 'straight through' design of Hep<sub>v</sub>O does not trap debris discharged through the waste fixture care should be taken with jewelry and other valuables.
9. **Will the seal be maintained even when the fixture hasn't been used for some time?**  
YES - Hep<sub>v</sub>O does not depend on a water seal and so it will continue to maintain a seal whether a fixture never gets used or is used very infrequently.
10. **Does the valve make a noise?**  
Under normal conditions Hep<sub>v</sub>O operates silently, unlike normal traps that are prone to 'gurgle'.
11. **Will Hep<sub>v</sub>O support microbiological growth?**  
NO - The materials used to manufacture Hep<sub>v</sub>O will not support microbiological growth for example mold and mildew.



Slip-nut and sealing cone on tube end ready for insertion of tube into compression socket.



#### VERTICAL (Fig 1)



#### HORIZONTAL (Fig 2)

